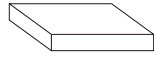
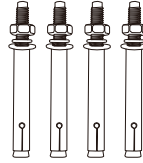


## ■ Accessories



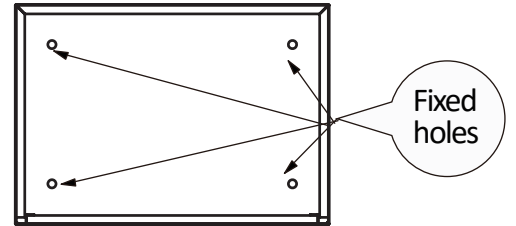
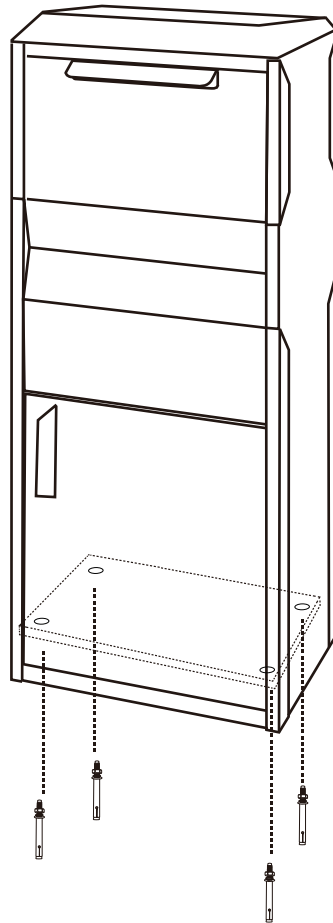
Cover x1pc



Anchor x4pcs

## ■ Installation

1. There are 4 fixed holes on the bottom of parcel box. Before you start to install, please measure the actual holes distance on the box with measuring tool.



2. Please refer to the holes distance to drill the holes(depth 85mm, diameter 12mm) on the ground accordingly.
3. Aligning the holes on the ground with box, to make sure they are lining up, and then fix the anchors to the ground accordingly.
4. Use spanner to fasten the anchors.
5. Put the cover to hide the anchors.

